COMPACT STEEL SUPPORT BRACKET

PRODUCT OVERVIEW AND NOMINAL DIMENSIONS

PANEL GEAR SUPPLY
panelgearsupply@gmail.com

Compact angle-steel support bracket reinforced by a welded, hole-free flat-plate diagonal brace.

PRODUCT VIEW

Clean three-quarter assembly view



65 x 65 mm ANGLE UPRIGHT AND BASE — 40 mm FLAT-PLATE BRACE

SIDE ELEVATION

Overall geometry and brace dimensions

TRUE SIDE PROFILE - FIXING HOLES ARE NOT VISIBLE ON THIS FACE

333 mm nominal diagonal

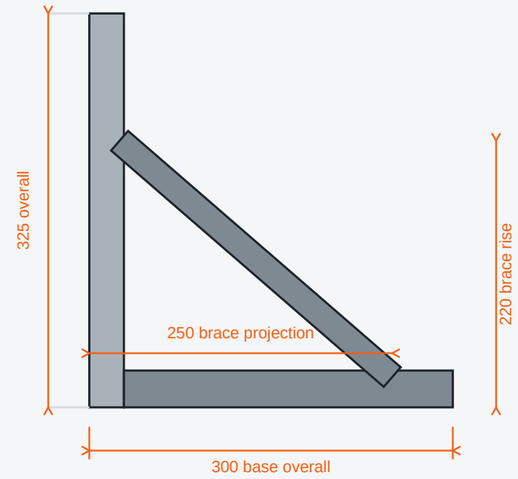

FRONT FIXING FACE

Upright hole pattern and angle width

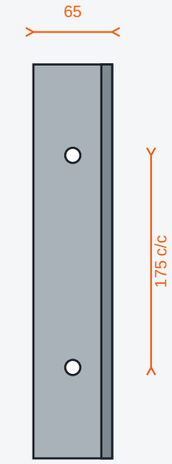

2 upright fixing positions | 75 mm end offsets

TOP FIXING FACE

Base fixing dimensions

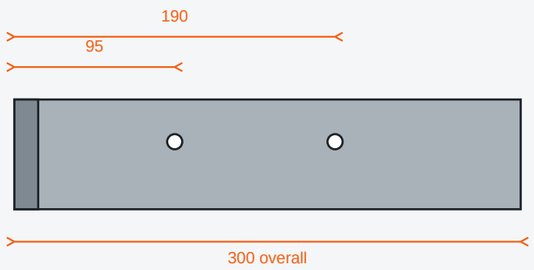

Hole centreline: 40 mm from outside edge

CONSTRUCTION

Angle profiles and diagonal brace



UPRIGHT **BASE**

65 x 65 mm angle sections

40 mm WELDED FLAT-PLATE BRACE

Hole-free diagonal support plate

OVERALL HEIGHT	BASE LENGTH	BRACE PROJECTION	BRACE RISE	BRACE LENGTH	ANGLE LEGS
325 mm	300 mm	250 mm	220 mm	333 mm nominal	65 x 65 mm

PRODUCT GALLERY

COMPACT SUPPORT BRACKET FROM MULTIPLE VIEWING ANGLES

Clean product views showing the angle construction, fixing faces, welded brace and compact assembly proportions.



THREE-QUARTER VIEW



TOP FIXING FACE



SIDE ASSEMBLY



FRONT FIXING FACE



BRACE DETAIL

01 **ANGLE-STEEL CONSTRUCTION**

65 x 65 mm upright and base angle profiles

02 **WELDED FLAT-PLATE BRACE**

40 mm hole-free diagonal support plate

03 **COMPACT PRODUCT FORMAT**

325 mm upright height x 300 mm base length