STEEL SUPPORT BRACKET

PRODUCT OVERVIEW AND NOMINAL DIMENSIONS

Purpose-built steel assembly with angle-section upright and base, reinforced by a welded flat-plate brace.

PRODUCT VIEW

Three-dimensional component overview

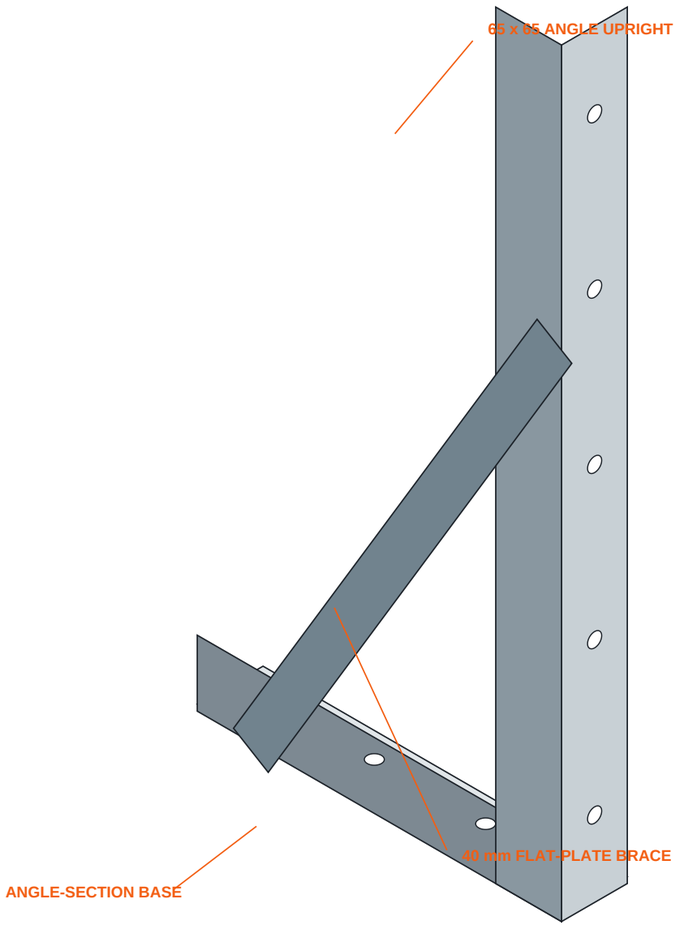

SIDE ELEVATION

Overall geometry and brace dimensions

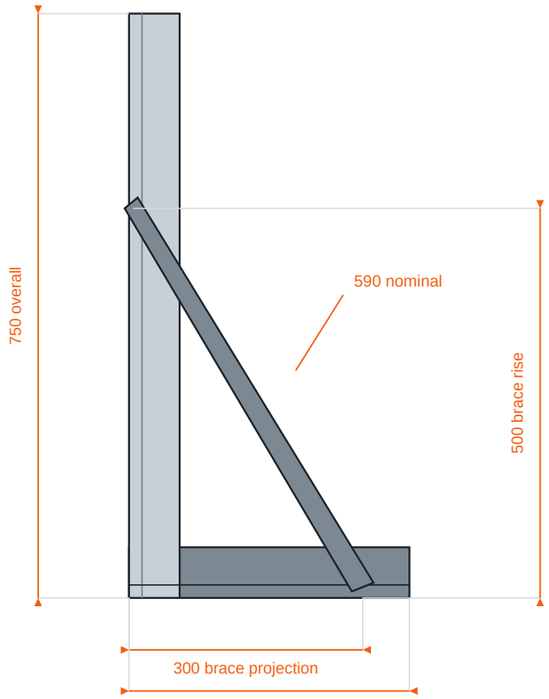

FRONT ELEVATION

Upright fixing pattern

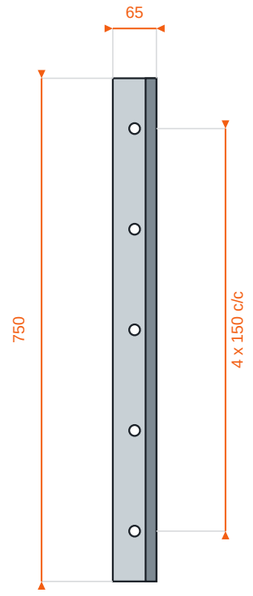

TOP PLAN

Base fixing dimensions

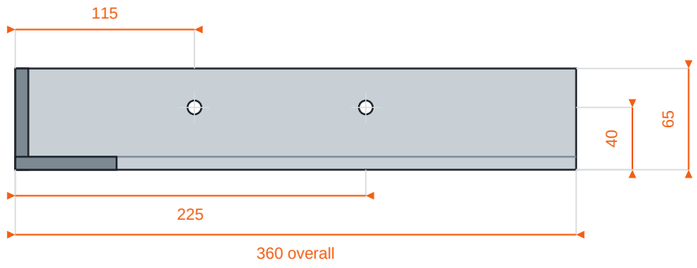

ANGLE SECTIONS

Upright and base profiles



A-A UPRIGHT
65 x 65 ANGLE

B-B BASE
65 x 65 ANGLE

ASSEMBLY
Angle upright + angle base + welded flat-plate brace

OVERALL HEIGHT	BASE LENGTH	BRACE PROJECTION	BRACE RISE	BRACE LENGTH	ANGLE LEGS
750 mm	360 mm	300 mm	500 mm	590 mm nominal	65 x 65 mm

PRODUCT GALLERY

STEEL SUPPORT BRACKET FROM MULTIPLE VIEWING ANGLES

Clean product views highlighting the angle construction, fixing faces and welded brace assembly.



UPRIGHT PROFILE



ANGLE PROFILE



FULL ASSEMBLY



FIXING FACE



BRACE DETAIL

01 **ANGLE-STEEL CONSTRUCTION**

65 x 65 mm upright and base angle profiles

02 **WELDED FLAT-PLATE BRACE**

40 mm brace with 590 mm nominal length

03 **FIXING PATTERN**

Upright and horizontal base fixing positions